

# IRNA 2020



The 25<sup>th</sup> Annual Meeting of the RNA Society

May 26<sup>th</sup>–31<sup>st</sup>, 2020



# A NEW STANDARD IN RNA ISOLATION

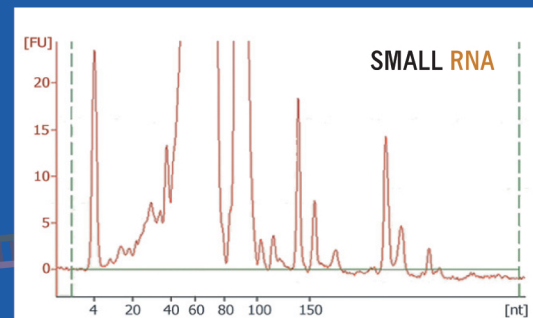
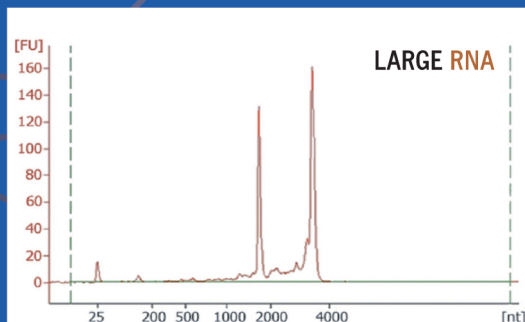
## RNAzol<sup>®</sup> RT<sup>\*</sup>

Isolates total RNA, with mRNA  
and small RNA (200-10 bases)  
in separate fraction



- ▶ The single-step method without phase separation
- ▶ No DNase treatment necessary
- ▶ RNA ready for RT-PCR, microarrays and other applications
- ▶ No need for refrigerated centrifuge
- ▶ One reagent for solid and liquid samples

### THE HIGHEST YIELD AND PURITY:



[www.mrcgene.com](http://www.mrcgene.com) (888) 841-0900

\* Piotr Chomczynski, US patent 2010

MOLECULAR RESEARCH CENTER INC.

® RNAzol is a trademark of Molecular Research Center, Inc

# RNA 2020 On-Line

THE 25<sup>TH</sup> ANNUAL MEETING OF THE RNA SOCIETY



May 26<sup>th</sup> – 31<sup>st</sup>, 2020

**Ling-Ling Chen**, *Shanghai Institute of Biochemistry and Cell Biology, China*

**Michaela Frye**, *DKFZ - Deutsches Krebsforschungszentrum, Germany*

**Alain Laederach**, *University of North Carolina - Chapel Hill, USA*

**Oliver Mühlemann**, *University of Bern, Switzerland*

**Stephen Rader**, *University of Northern British Columbia, Canada*

**Sarah Woodson**, *Johns Hopkins University, USA*



## CORALL Total RNA-Seq Library Prep Kit

**CORALL enables fast and cost-efficient generation of UMI labelled stranded libraries for whole transcriptome analyses using Illumina® NGS platforms.**

Benefit from:

- ✓ Complete coverage of transcripts from start to end
- ✓ Excellent protocol-inherent strandedness (> 99%)
- ✓ Ready-to-sequence libraries within 4.5 hours
- ✓ Unique Molecular Identifiers (UMIs) seamlessly included
- ✓ Wide range of RNA input amount
- ✓ All-in-one kit for intact and degraded RNA samples (incl. FFPE)
- ✓ 384 **12 nt Unique Dual Indices** for multiplexing
- ✓ Perfect combination with **RiboCop rRNA Depletion Kit** for Human/Mouse/Rat and Bacteria
- ✓ Turn CORALL into an mRNA-Seq library preparation kit by using **Lexogen's Poly(A) RNA Selection Kit** upstream

Full services  
available

---

## GENERAL INFORMATION

---

Citation of abstracts presented during RNA 2020 On-line (in bibliographies or other) is strictly prohibited. Material should be treated as personal communication and is to be cited only with the expressed written consent of the author(s).



NO UNAUTHORIZED REPRODUCTION OF ANY MATTER PRESENTED DURING THE ON-LINE MEETING: To encourage sharing of unpublished data at the RNA Society Meeting, taking of screen shots and/or videos, or downloading material, is strictly prohibited.

USE OF SOCIAL MEDIA: The official hash tag of the 25<sup>th</sup> Annual Meeting of the RNA Society is **#RNA2020**. The organizers encourage attendees to Tweet about the amazing science they experience during the meeting. However, please respect these few simple rules when using the #RNA2020 hash tag, or when referring to the meeting on Twitter and other social media:

1. Be polite and respectful of others in all of your messages.
2. Do not transmit screen shots of slides or posters under any circumstances.
3. Tweepers must adhere to requests from presenters who ask attendees to refrain from Tweeting the content of their talks or posters.

**Front Cover Image by Clayton Gauthier, Artist in Residence at the University of Northern British Columbia.** The Raven is a teacher and a messenger. Raven gifts us the messages that guide us in life... all the lessons we have been through bring us wisdom. Inside the Raven's wing is a Salmon design. Salmon bring us wealth and prosperity. "Let us be open to the gifts, lessons and guidance we need in this life to bring us the wealth we need to live a prosperous life."



Walking this journey as an artist, I have learned a lot about myself and the arts. My bloodline is Cree and Dakelh. The art I produce revolves around traditional teachings that we have learned from our Elders, from the Spirit within and from our Mother Earth.

Clayton Gauthier  
Cree/Dakelh Artist

# Cell Research

## Looking to publish your next paper in a timely manner?

*Cell Research* publishes original research results that are of **unusual significance** or **broad conceptual or technical advances** in all areas of life sciences, as long as the study is closely related to molecular and cell biology.

Submit via [www.nature.com/cr](http://www.nature.com/cr)

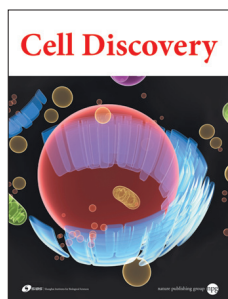


### Editor-in-Chief

Gang Pei, Ph. D  
Academician of the Chinese Academy of Sciences

### Deputy Editor-in-Chief

Dangsheng Li, Ph. D



*Cell Discovery* is a new fully open access international journal that publishes results of significance and originality in all areas of molecular and cell biology. *Cell Discovery* is established in 2015 as a sister journal of *Cell Research*, now is indexed in Science Citation Index Expanded (SCIE), Scopus, PubMed Central (PMC). The newly released IF is 4.600 (Clarivate Analysis, 2019).

Submit via [www.nature.com/celldisc](http://www.nature.com/celldisc)



\*2018 Journal Citation Reports  
(Clarivate Analysis, 2019)

# SUBMIT



Get a decision before your mouse becomes mice.

The gestational period for *Mus musculus* is 19 to 21 days. JBC takes only 17 days on average to reach a first decision about your paper.

**Learn more about fast, quality review at [jbc.org](http://jbc.org).**

**JBC** | JOURNAL OF  
BIOLOGICAL  
CHEMISTRY

[www.jbc.org](http://www.jbc.org)

---

## RNA 2020 MEETING SPONSORS

---

# LEXOGEN

Enabling complete transcriptome sequencing

---

# moderna<sup>®</sup>

---





## JUNK or GOLD?

# Unlock the Myths of Non-Coding RNAs

### LncRNA Microarrays

*2019 New Releases: Human V5.0, Mouse V4.0, Rat V3.0*

### Circular RNA Microarrays

*The only practical choice to profile circular RNAs accurately*

### Epitranscriptomic Microarrays

*Quantify the percentage of modifications for mRNAs, LncRNAs and CircRNAs*

### nrStar™ ncRNA PCR Arrays

*For LncRNAs, microRNAs, tRNAs, tRFs, and snoRNAs*



**Start Your  
Non-coding RNA Adventure Now!**

**[www.arraystar.com](http://www.arraystar.com)**

---

## LncRNA Microarrays

---

- *Best for profiling LncRNAs, overcoming the RNA-seq limitations for lncRNAs often at low abundance.*
- *Comprehensive and robust full-length\* LncRNA collection curated from the latest databases and landmark publications.*
- *Systematic and specialized lncRNA annotation, including genomic context, epigenomic context\*, completeness\*, subcellular localization\*\*, and miRNA recognition.*

\* In Human V5.0 microarray

\*\* In Human V5.0 and Mouse V4.0 microarrays.

---

## Epitranscriptomic Microarrays

---

- *Simultaneously detect modified transcripts, profile differential modification, and quantify the percentage of modification for each transcript.*
- *Excellent coverage not only for mRNAs, but also for lncRNAs and circRNAs otherwise difficult by other methods.*
- *Low sample amount required, starting from 3 µg total RNA.*
- *Suitable for more sample types, even for difficult FFPE/serum/plasma/blood samples.*

---

## CircRNA Microarrays

---

- *The only practical choice for the most sensitive and specific circRNA profiling due to the particular properties of circRNAs.*
- *Circular junction-specific probes, linear RNA removal and efficient circRNA labeling to ensure the highest specificity, accuracy and reliability.*
- *Detailed annotation tailored for circRNA biology, e.g. miRNA binding sites, miRSVR scores and conservation status to unravel functional roles as miRNA sponges.*

---

## nrStar™ ncRNA PCR Arrays

---

- *tRNA PCR Array*
- *tRF&tiRNA PCR Array*
- *tRF PCR Array*
- *Functional LncRNA PCR Array*
- *snoRNA PCR Array*

All in 384-well plate format

To learn more: [www.arraystar.com](http://www.arraystar.com)

# **USBiological** Life Sciences

A primary brand for the life science industry  
[www.usbio.net](http://www.usbio.net)

*Dear RNA Society Members,*

*United States Biological wants to thank you for the support over the past 25 years!*

*We started as a sourcing group under your early management team and soon became a valuable supplier to the RNA Society.*

*Starting with 5-Fluoroorotic Acid, XGal, IPTG, Bacti-Agar, YNB, Drop-out Media, we developed into a mainstream supplier to many of the RNA Labs around the world, shipping direct to all countries.*

*Since those early years, we have greatly expanded and now supply over 1 Million research reagents in the categories of: Antibodies, Biochemicals, Cell Culture Media, ELISA Kits and Proteins (Native and Recombinant).*

*Our prices are specially reduced for RNA Members and we encourage suggestions where lower cost reagents are needed for common or uncommon reagents.*

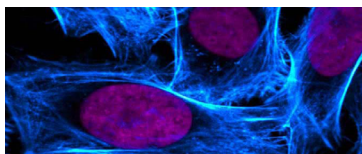
*We look forward to continuing our partnership with RNA and their members.*

*Regards,*

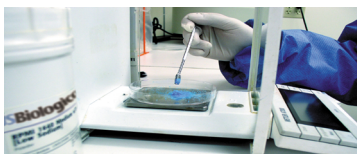
**Warren Shore**  
**President**  
**United States Biological**

**Over 1 million reagents for  
genetic research including:**

**Yeast  
Plants  
Xenopus  
C. elegans  
Drosophila**




Antibodies



Biochemicals



Biologicals



Cell Culture Media



Molecular Biology



Kits & Assays

More information available at [www.usbio.net](http://www.usbio.net) or email us at [service@usbio.net](mailto:service@usbio.net)

---

## TABLE OF CONTENTS

---

General Information.....	5
RNA 2020 Meeting Sponsors .....	8
Table of Contents .....	12
Index to Advertisers .....	12
The RNA Society .....	14
Letter from the RNA Society President .....	15
Invitation to Membership.....	17
Program– RNA 2020 On-line .....	19
RNA 2020 Awards .....	24

---

## INDEX TO ADVERTISERS

---

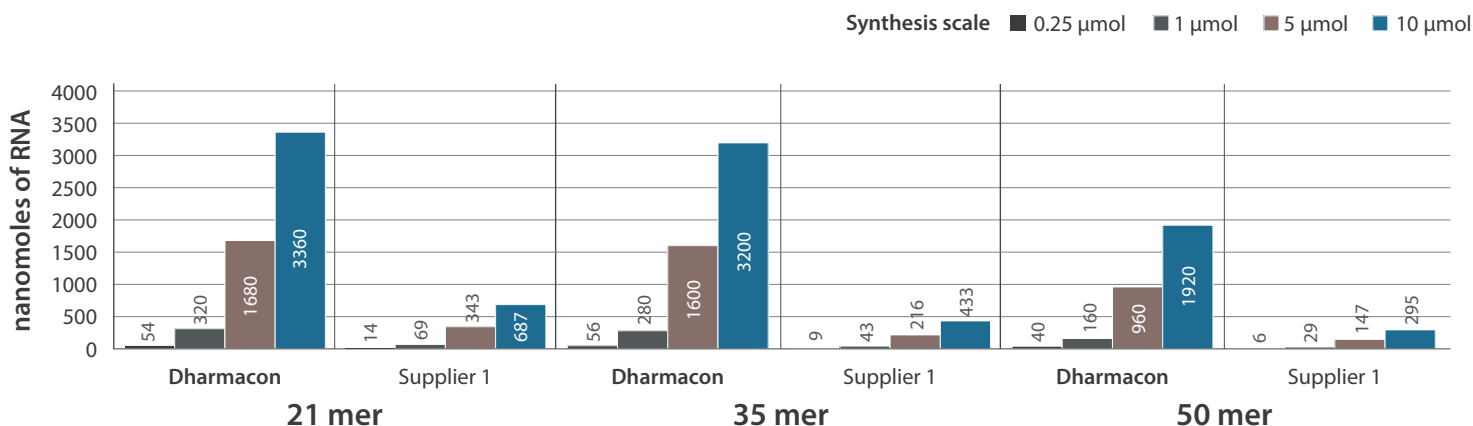
Molecular Research Center.....	2
Lexogen.....	4
Cell Research .....	6
Journal of Biological Chemistry .....	7
Arraystar .....	9
USB.....	11
Horizon .....	13
AACR .....	16
Zymo .....	18
Trilink.....	23



# Meet your custom RNA requirements with nearly limitless synthetic options

If your NMR, crystallography, or RNA binding study requires a non-standard chemical modification or a commercially unavailable modified nucleobase, we can help. For more than 20 years our proprietary Dharmacon™ 2' ACE chemistry has produced RNA with consistently superior yield and quality.

## RNA yield (HPLC-purified)



The yield for RNA oligos of three different lengths was compared for all available synthesis scales between Dharmacon and a competitor.





# The RNA Society

## Officers of the RNA Society FY 2020

### President (2019 – 2020)

Anna Marie Pyle  
*Yale Univ, USA*

### Past President (2019 – 2020)

Juan Valcárcel  
*Centre de Regulacio Genomica, Spain*

### Director (2019 – 2020)

Jörg Vogel  
*Inst for Molecular Infection Biology, Germany*

### Chief Executive Officer

Kristian Baker  
*Case Western Reserve Univ, USA*

### Director (2019 – 2020)

Mihaela Zavolan  
*Univ of Basel, Switzerland*

### Chief Financial Officer

Evelyn Jabri  
*E&A Innovation Group LLC, USA*

### Director (2020 – 2021)

Archa Fox  
*Univ of Western Australia, Australia*

### Secretary

Brenda Peculis  
*Univ of Missouri-Columbia, USA*

### Director (2020 – 2021)

Lori Passmore  
*Univ of Cambridge, UK*

### Director (2019 – 2020)

Greg Matera  
*Univ of North Carolina, USA*

### Director (2020 – 2021)

Yukihide Tomari  
*Univ of Tokyo, Japan*

## Committee Chairs

### Business Development Committee

Gianpiero Di Leva  
*Keele University, UK*

### Meetings Committee

Benoît Chabot  
*Université de Sherbrooke,  
Canada*

### Membership Committee

Olivia Rissland  
*University of Colorado School  
of Medicine, USA*

## RNA 2021

The 26<sup>th</sup> Annual Meeting of the RNA Society will be held in Singapore, from June 1<sup>st</sup> - 6<sup>th</sup>, 2021, at the Suntec Singapore Convention and Exhibition Centre.

### 2021 Organizers

**Gene Yeo**, *Univ of California at San Diego, USA*

**Katrin Karbstein**, *Scripps Research Inst, USA*

**V. Narry Kim**, *Seoul National Univ, South Korea*

**Anna Marie Pyle**, *Yale Univ, USA*

**Xavier Roca**, *Nanyang Technological Univ, Singapore*

**Jörg Vogel**, *Inst for Molecular Infection Biology, Germany*

7918 Jones Branch Drive, Suite 300, McLean, VA 22102 USA

Tel: 301-634-7120

Fax: 703-506-3266

E-mail: [rna@rnasociety.org](mailto:rna@rnasociety.org)



**The RNA SOCIETY**  
7918 Jones Branch Drive, Suite 300  
McLean, VA 22102, USA  
Ph: (301) 634-7166  
F: (301) 634-7455  
[rna@faseb.org](mailto:rna@faseb.org)  
[www.rnasociety.org](http://www.rnasociety.org)

---

May 19, 2020

Dear Participants:

Welcome to RNA 2020 at Home! Although your couch is less scenic than Vancouver, the scientific content of RNA 2020 will not disappoint. Your enthusiastic response to the virtual meeting has resulted in an outstanding program filled with great talks and poster presentations, along with opportunities for discussion and networking with colleagues. Our members were undeterred by the online format, signing up in greater numbers than ever. This will be the largest RNA Society meeting in history, with more than 3000 registrants compared to the usual 1100, thereby expanding the community of people who will have the opportunity to learn about the frontiers of RNA science and exchange ideas.

So fire up your coffee maker, stash some beers and ribotinis in your fridge and get some excellent snacks ready, as there is a lot of great science coming your way. Be well, be safe, and enjoy RNA 2020 On-line.

With best wishes to all of you,

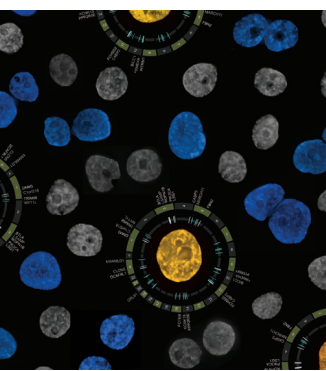
Anna Marie Pyle,  
President, RNA Society



2020

# SCIENTIFIC CONFERENCES

Presenting the most significant research on cancer etiology, prevention, diagnosis, and treatment



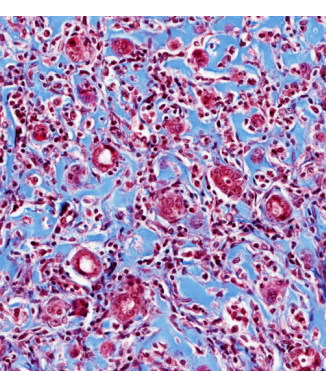
**Seventh JCA-AACR Special Joint Conference  
on the Latest Advances in Pancreatic Cancer  
Research: From Basic Science to Therapeutics**

Organizing Committee: Kohei Miyazono,  
Masanobu Oshima, Hiroshi Seno, Elizabeth M. Jaffee,  
Anirban Maitra, and Rosalie C. Sears  
June 9-11, 2020 | Kyoto, Japan



**Second AACR International Meeting:  
Advances in Malignant Lymphoma:  
Maximizing the Basic-Translational  
Interface for Clinical Application  
In cooperation with the International  
Conference on Malignant Lymphoma (ICML)**

Scientific Committee Chair: Ari M. Melnick  
June 25-28, 2020 | Boston, MA



**Tumor Heterogeneity:  
From Single Cells to Clinical Impact**

Conference Cochairs: Nicholas E. Navin,  
Kornelia Polyak, Alexander K. Shalek,  
and Charles Swanton  
September 10-13, 2020 | Philadelphia, PA

**CRI-ENCI-AACR Sixth International  
Cancer Immunotherapy Conference:  
Translating Science into Survival**

Conference Cochairs: Özlem Türeci,  
E. John Wherry, and Jedd D. Wolchok  
September 14-17, 2020 | New York, NY



**13th Biennial Ovarian Cancer Research Symposium**

Conference Cochairs: Douglas A. Levine,  
Ursula A. Matulonis, Barbara Norquist,  
and Kunle Odunsi  
September 26-28, 2020 | Seattle, WA

**Pancreatic Cancer**

Conference Cochairs: Dafna Bar-Sagi,  
Elizabeth M. Jaffee, Ben Z. Stanger,  
and Brian M. Wolpin  
September 29-October 2, 2020 | Philadelphia, PA

**Myeloma and Plasma Cell Dyscrasias**

Conference Cochairs: Kenneth C. Anderson  
and Irene Ghobrial  
October 2-5, 2020 | Boston, MA

**13th AACR Conference on The Science of  
Cancer Health Disparities in Racial/  
Ethnic Minorities and the Medically Underserved**

Conference Chair: John D. Carpten  
October 2-5, 2020 | Miami, FL

**Advances in Breast Cancer Research**

Conference Cochairs: Jason Carroll,  
Jenny C. Chang, and Jane E. Visvader  
October 9-12, 2020 | San Diego, CA

**Epigenetics and Metabolism**

Conference Cochairs: Chi Van Dang,  
Kimberly Stegmaier, Craig B. Thompson,  
and Matthew G. Vander Heiden  
October 15-18, 2020 | Baltimore, MD

**Tumor Immunology and Immunotherapy**

Conference Cochairs: Timothy A. Chan,  
Charles G. Drake, Marcela V. Maus,  
and Arlene H. Sharpe  
October 16-19, 2020 | Boston, MA



**AACR** American Association  
for Cancer Research®

FINDING CURES TOGETHER®

Learn more and register at  
[AACR.org/Calendar](https://www.aacr.org/Calendar)





## Invitation to Membership

The RNA Society was established in 1993 to facilitate sharing and dissemination of experimental results and emerging concepts in RNA science. The Society is an interdisciplinary, cohesive intellectual home for those interested in all aspects of RNA research. We welcome new members from all scientific disciplines and we look forward to sharing the new perspectives they bring to the Society.

### Our members work in numerous areas of RNA science including but not limited to:

RNAi and miRNA	Noncoding RNA
Ribosomes and Translation Regulation	Splicing Mechanisms
Splicing Regulation and Alternative Splicing	3'End Formation & Riboregulation of Development
RNA Turnover and Surveillance	RNA Transport and Localization
Integration of Nuclear Gene Expression Processes	RNP Biosynthesis and Function
RNA Regulation in Neurons and Specialized Cells	RNP Structure and RNA-Protein Interactions
RNA Structure and Folding	RNA Catalysis
RNA and Disease: Therapeutic Strategies	Heterochromatin Silencing
Viral RNA Mechanisms	Telomerases
Methods in RNA and RNP Research	Bioinformatics

### Benefits of RNA Society membership include:

- Print or on-line subscription to the RNA Society journal, *RNA* (IF 6.05)
- Reduced charges for those who publish in *RNA*
  - A \$500 discount on the manuscript publication fee (\$1000 instead of \$1500)
  - An additional \$500 discount for those members who wish to provide Open Access to their articles immediately upon publication (\$1500 instead of \$2000)
  - Free color figures
- Reduced registration fees for the annual meeting of the RNA Society (a savings of ~\$200)
- Access to the RNA Society Newsletter, a biannual forum for disseminating information to members and discussing issues affecting the Society and RNA science
- Numerous professional development opportunities for junior scientists and the potential for greater involvement in the RNA Society
- Access to a Directory of Members (available on-line)
- Free job postings on the RNA Society website
- Opportunities to request Travel Fellowships to the RNA Society Annual Meeting, financial support for RNA-related conferences and events organized by you, and sponsorship for your local RNA events (through the RNA Salon program)

*These benefits more than offset the cost of a one-year RNA Society membership. Additionally, two and three year memberships (as well as lifetime membership) are also available at a discounted rate. Please see our on-line membership registration system for full details.*

**Please take a moment to start or renew your RNA Society membership at**

<http://rnasociety.memberclicks.net/membership>

The RNA Society, 7918 Jones Branch Drive, Suite 300

McLean, VA 22102 USA

Tel: 301-634-7120, Fax: 703-506-3266; E-mail: [rna@rnasociety.org](mailto:rna@rnasociety.org)

# RNA *Made Simple*<sup>™</sup>

The Complete Workflow

## Sample Collection

Ensure DNA/RNA stability at ambient temperature.



DNA/RNA Shield<sup>™</sup>

## RNA Purification

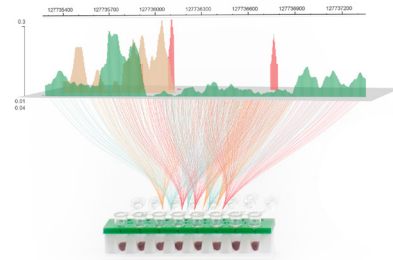
Extract RNA from TRIzol<sup>®</sup> in 7 minutes.




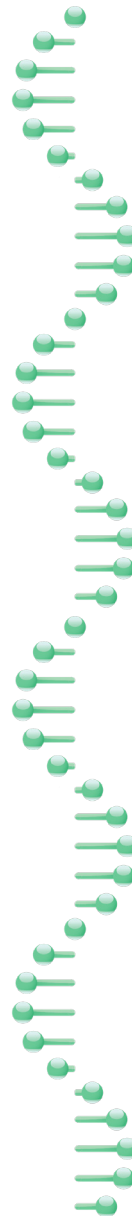
Direct-zol<sup>™</sup> RNA

## RNA-Seq Library Prep

RiboFree total RNA libraries in 3.5 hours.



Zymo-Seq RiboFree<sup>™</sup> Total RNA Library Kit



---

# PROGRAM—RNA 2020 ON-LINE

---

## The 25<sup>th</sup> Annual Meeting of the RNA Society May 26<sup>th</sup> – 31<sup>st</sup>, 2020

The meeting will open on-line on Tuesday, May 26<sup>th</sup> at 00:01 GMT and close on Sunday, May 31<sup>st</sup> at 23:59 GMT. All videos and posters will be viewable to pre-registered attendees continuously for the full six days of the meeting.

### Opening Session: Welcome and Keynotes

Welcome from the Meeting Organizers: Sarah Woodson, Johns Hopkins University

Greeting from the RNA Society President: Anna Marie Pyle, Yale University

IUBMB Special Jubilee Lecture 1: Jack Szostak, Harvard Medical School

*Introduced by Peter Unrau, Simon Fraser University*

IUBMB Special Jubilee Lecture 2: Melissa Moore, Moderna Therapeutics

*Introduced by Aaron Hoskins, University of Wisconsin, Madison*

*The RNA Society thanks IUBMB for partnering with us to promote science world-wide and to sponsor our Keynote speakers for RNA 2020 On-line. The International Union of Biochemistry and Molecular Biology unites biochemists and molecular biologists in 79 countries around the world. Its mission is to promote interactions across the diversity of endeavours in the molecular life sciences, create networks that transcend barriers of ethnicity, culture, gender and economic status, create pathways for young scientists to fulfill their potential, provide evidence-based advice on public policy, and promote the values, standards and ethics of science and the free and unhampered movement of scientists of all nations.*

### Industry Sponsored Seminar

*Presented by Oxford Nanopore*

### Plenary Session 1: RNA Processing

*Sponsored by Lexogen*

*Chair: Soo-Chen Cheng, Institute of Molecular Biology, Academia Sinica*

Abstracts: 341, 281, 29, 121, 26, 124, 370, 191

### Concurrent Session 1: Regulation of Translation

*Chair: Carla Oliveira, University of Sao Paulo*

Abstracts: 268, 197, 65, 314, 237, 90

### Concurrent Session 2: RNA Structure, Folding, Regulation

*Chair: Ming Lei, Shanghai Jiao Tong University School of Medicine*

Abstracts: 74, 259, 127, 233, 179, 312

### Workshop 1: High-throughput Discovery

*Sponsored by Moderna*

*Chair: Li Yang, CAS-MPG Partner Institute for Computational Biology*

Abstracts: 83, 337, 175, 8

### Workshop 2: Origins of Life

*Sponsored by Moderna*

*Chair: Peter Unrau, Simon Fraser University*

Abstracts: 200, 359, 169, 374, 198

**Industry Sponsored Seminar**

*Presented by Lexogen*

**Plenary Session 2: Interconnected Processes**

*Sponsored by Lexogen*

*Chair: Marina Chekulaeva, Max Delbrück Centre for Molecular Medicine*

Abstracts: 102, 227, 116, 313, 207, 98, 27, 344, 310, 393

**Workshop 3: Targeting RNA for Therapy and Diagnostics**

*Sponsored by Moderna*

*Chair: Yiliang Ding, John Innes Centre*

Abstracts: 398, 49, 62

**Workshop 4: Bioinformatics and Genomics**

*Sponsored by Moderna*

*Chair: Sharon Aviran, University of California, Davis*

Abstracts: 122, 105, 174, 376, 199, 477

**Workshop 5: New Technologies**

*Sponsored by Moderna*

*Chair: Carika Weldon, Oxford Genomics Centre, Wellcome Centre for Human Genetics*

Abstracts: 345, 163, 125, 327, 329

**Industry Sponsored Seminar**

*Presented by Eclipse BioInnovations*

**Plenary Session 3: RNA Modification, Condensation and Granules**

*Sponsored by Lexogen*

*Chair: Ute Kothe, University of Lethbridge*

Abstracts: 85, 94, 293, 154, 131, 188, 316, 11, 106

**Concurrent Session 3: Alternative Splicing and Regulation**

*Chair: Juan Valcarcel, ICREA and Centre for Genomic Regulation (CRG)*

Abstracts: 272, 275, 78, 15, 211, 260

**Concurrent Session 4: Ribosome Biogenesis and Modification**

*Chair: Traci Hall, NIH, National Institute of Environmental Health Sciences*

Abstracts: 120, 149, 84, 319, 72, 228, 254, 276

**Plenary Session 4: Ribosomes and Translation**

*Sponsored by Lexogen*

*Chair: Franck Martin, Université de Strasbourg - CNRS*

Abstracts: 401, 298, 38, 10, 34

**Plenary Session 5: Non-coding RNA**

*Sponsored by Lexogen*

*Chair: Jeremy Wilusz, University of Pennsylvania*

Abstracts: 366, 12, 364, 63, 372, 285, 578, 54, 47, 14, 55

**Concurrent Session 5: RNA Biology and Disease**

*Sponsored by Storm Therapeutics*

*Chair: Anastasia Khvorova, RNA Therapeutics Institute, UMass Medical School*

Abstracts: 264, 13, 50, 186, 325, 266, 302, 304

**Concurrent Session 6: RNA Turnover**

*Chair: Olivia Rissland, University of Colorado School of Medicine*

Abstracts: 215, 97, 75, 240, 358, 212

**Concurrent Session 7: Viral RNA**

*Chair: Nicholas Conrad, University of Texas Southwestern Medical Center*

Abstracts: 386, 103, 234, 361, 96, 42

---

## Poster Sessions

---

**Poster Session 1: Bioinformatics and High-throughput Technology**

*Abstract topic categories:*

Bioinformatics & Genomics

High Through-put Discovery

New Technologies

**Poster Session 2: Interconnected Processes**

*Abstract topic categories:*

Transcription: Mechanism & Biology

Chromatin & Epigenetics

Interconnected RNA Processes

RNA Transport & Localization

**Poster Session 3: Non-coding RNA & Circular RNA**

*Abstract topic categories:*

Long Non-coding RNAs & Circular RNAs

Small Non-coding RNAs in Eukaryotes

Extracellular RNA

**Poster Session 4: Disease and Therapeutics**

*Abstract topic categories:*

RNA & Cellular Immunity

RNA & Disease

Targeting RNA for Therapy & Diagnostics

**Poster Session 5: RNA Modification and Condensation**

*Abstract topic categories:*

RNA Modification & Editing

tRNA: Processing & Function

Granules & Condensates

**Poster Session 6: Origins of Life and Synthetic Biology**

*Abstract topic categories:*

Chemical Biology of RNA

RNA Synthetic Biology & Systems Biology

Origins of Life and Evolution

**Poster Session 7: Structure, Folding and Regulation**

*Abstract topic categories:*

RNA Structure, Folding & Modeling  
Regulatory RNAs in Bacteria & Archaea  
Ribozymes & Riboswitches  
RNA Nanotechnology

**Poster Session 8: RNP Biogenesis and Modification**

*Abstract topic categories:*

RNPs: Biogenesis, Structure & Function  
Ribosome Biogenesis & Modification

**Poster Session 9: Splicing and Polyadenylation**

*Abstract topic categories:*

Splicing Mechanism  
Splicing Regulation & Alternative Splicing  
Polyadenylation & 3' End Formation

**Poster Session 10: Translation**

*Abstract topic categories:*

Translation Mechanism  
Translation Regulation

**Poster Session 11: RNA Turnover**

*Abstract topic categories:*

RNA Turnover

**Poster Session 12: Viral RNAs**

*Abstract topic categories:*

Viral RNAs

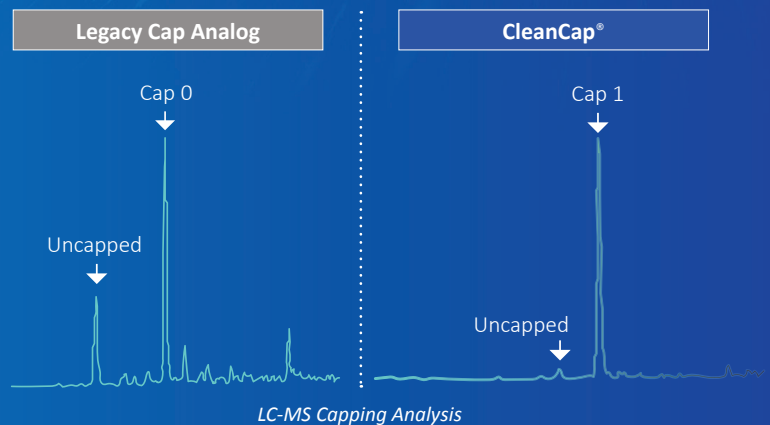
# A REVOLUTION in Co-Transcriptional mRNA Capping

CleanCap® demonstrates superior performance versus legacy co-transcriptional capping methods

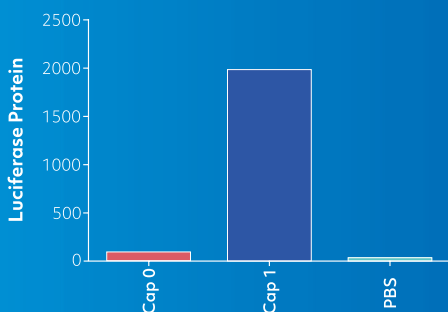
	Legacy Cap Analogs		CleanCap®	
Natural Cap	No	⊖	Yes	⊕
Immunogenic	Yes	⊖	Reduced Immunogenicity	⊕
Capping Efficiency	~70%	⊖	~95%	⊕
Yield/mL Transcription	1.5 mg/mL	⊖	4 mg/mL	⊕
Cost	3 X	⊖	1 X	⊕
Available Therapeutic Licenses	No	⊖	Yes	⊕



Successful development of mRNA therapeutics relies on reproducible, high-efficiency production of capped mRNA. CleanCap® uses a new co-transcriptional chemical process for the highest level of mRNA capping:



CleanCap® gives superior activity *in vivo* by mimicking a natural cap



Luciferase mRNA was formulated with Lunar Lipids and injected by tail vein into mice. At 6 hours, luciferase was measured by western blot in mouse liver. Data courtesy of Arcturus Therapeutics.

CleanCap® results in a natural Cap 1 structure that does not stimulate the innate immune system of the host, resulting in unparalleled efficiency *in vivo*. Legacy co-transcriptional capping methods yield a Cap 0, an immunogenic cap structure that is poorly expressed *in vivo*. The results speak for themselves: **CleanCap®, the next generation of cap analogs, provide the most active and least toxic mRNA for your *in vivo* applications.**

Be part of the revolution.

For more information visit: [trilinkbiotech.com/cleancap](http://trilinkbiotech.com/cleancap)

# RNA 2020 AWARDS

---

## The RNA Society Lifetime Achievement Award

---



The RNA Society Lifetime Achievement Award acknowledges the impact of an outstanding RNA scientist on the general scientific community. Each year beginning in 2003, the Board of Directors has selected the recipient who receives a lifetime membership in the RNA Society in recognition of their outstanding contributions. The award is presented at the Annual RNA Meeting, where the recipient gives a special address to the RNA Society.

Previous winners include Joan Steitz (2003), Harry Noller (2004), John Abelson (2005), Christine Guthrie (2006), Walter Keller (2007), Norm Pace (2008), Thomas Cech (2009), Fritz Eckstein (2010), Witold Filipowicz (2011), Olke Uhlenbeck (2012), Phillip Sharp (2013), Reinhard Lührmann (2014), Anita Hopper (2015), Eric Westhof (2016), Lynne Maquat (2017), Jean Beggs (2018), and Adrian Krainer (2019).

*Congratulations to **Matthias Hentze**, of the European Molecular Biology Laboratory, who is the winner of the 2020 RNA Society Lifetime Achievement Award.*

## The RNA Society Service Award

---



The RNA Society Service Award is given in appreciation of outstanding service to the RNA community. The overall mission of the RNA Society is to facilitate sharing and dissemination of experimental results and emerging concepts in RNA research. Each year, the Board of Directors identifies the recipient of this award who has made exemplary contributions to these goals.

Previous winners include Tim Nilsen (2003), Chris Greer (2004), Jean Beggs (2005), Olke Uhlenbeck (2006), Marvin Wickens (2007), Eric Westhof (2008), Anita Hopper (2009), Lynne Maquat (2010), Evelyn Jabri (2011), Brenda Peculis (2012), Ann Marie Micenmacher (2014), David Lilley (2015), Andrea Barta (2016), Andrew Feig (2017), Elizabeth Tran (2018), and Jim McSwiggen (2019).

*Congratulations to **Sarah Woodson**, of Johns Hopkins University, who is the winner of the 2020 RNA Society Service Award.*

## The RNA Society Elisa Izaurralde Award

---



The RNA Society Elisa Izaurralde Award was established in 2019 to celebrate the life and achievements of Dr. Elisa Izaurralde, former Director of the Department of Biochemistry at the Max Planck Institute for Developmental Biology in Tübingen, Germany, and a generous friend and colleague to the RNA community. The award is presented to an early career researcher who embodies Elisa's dedication to science and employs innovative approaches to their research, teaching and service. This award is open to scientists who are 5-15 years post-PhD and who hold an independent research position at an academic institution. Successful applicants are selected by members of the RNA Society Board of Directors.

This is the first year this Award has been presented.

*Congratulations to **Lori Passmore**, MRC Laboratory of Molecular Biology, University of Cambridge, who is the winner of the 2020 Elisa Izaurralde Award.*



## The RNA Society Mid-Career Award

---



The RNA Society Mid-Career Award is given in recognition of a scientist who has made significant contributions to their field in the first 15 years of their career as an independent investigator.

Previous winners include Karla Neugebauer (2017), Nils Walter (2017), Erik Sontheimer (2018), and Ailong Ke (2019).

*Congratulations to **Jernej Ule**, of The Francis Crick Institute, who is the winner of the 2020 RNA Society Mid-Career Award.*

## The RNA Society Early-Career Award

---



The RNA Society Early-Career Award is given in recognition of a scientist who has made significant contributions to their field in the first 7 years of their career as an independent investigator.

Previous winners include Wendy Gilbert (2017), Gene Yeo (2017), Andrei Korostelev (2018), and Maria Barna (2019).

*Congratulations to **Igor Ulitsky**, of the Weizmann Institute of Science, who is the winner of the 2020 RNA Society Early-Career Award.*

## The RNA Society Scaringe Award

---



The RNA Society Scaringe Young Scientist Award was established to recognize the achievement of young scientists engaged in RNA research and to encourage them to pursue a career in the field of RNA. In 2004 and 2005, the RNA Society Scaringe Award was made to the student author(s) of the best paper, as selected by the editors, published during the previous year in *RNA*. The winners of the 2004 and 2005 awards were Stefano Marzi and Ramesh Pillai, respectively. In 2006, this award was revamped and opened to all junior scientists (graduate students and postdoctoral fellows) from all regions of the world who have made a significant contribution to the broad area of RNA. The award is no longer restricted to authors who have published in the *RNA* journal. The award includes a cash prize and support for travel and registration costs for the awardee(s) to attend the annual RNA Society meeting.

**SCARINGE**  
Supporting the Future

Previous graduate student winners include: Jeff Barrick (2006), Malte Beringer (2007), Qi Zhang (2008), Jeremey Wilusz (2009), John Calarco (2010), Jasmine Perez (2011), Chenguang Gong (2012), Tatjana Trecek Pulisic (2012), Wenwen Fang (2013), David Weinberg (2014), Samuel Sternberg (2015), Katherine Warner (2015), Ryan Flynn (2016), Nian Liu (2016), Malik Chaker-Margot (2017), Madeline Sherlock (2018), Boxuan Zhao (2018), Michael Chen (2019), and Max Wilkinson (2019).

Previous postdoctoral fellow winners include Megan Talkington (2006), Zefeng Wang (2007), Alexei Aravin (2008), Shobha Vasudevan (2009), Luciano Marraffini (2010), Hani Zaher (2011), Kotaro Nakanishi (2012), Dipali Sashital (2012), Je-Hyun Yoon (2013), Jinwei Zhang (2014), Olga Anczukow-Camarda (2015), Schraga Schwartz (2015), Basil Greber (2016), Thi Hoang Duong Nguyen (2016), Zhipeng Lu (2017), Fuguo Jiang (2018), and Xuebing Wu (2019).

*Congratulations to the winners of the 2020 RNA Society Scaringe Awards: Graduate student **Robert Battaglia**, of Cornell University, and postdoctoral fellows **Furqan Fazal**, of Stanford University School of Medicine, and **Sebastian Fica**, of the MRC Laboratory of Molecular Biology, University of Cambridge.*